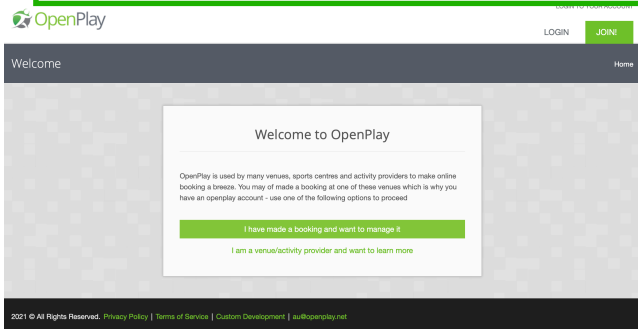
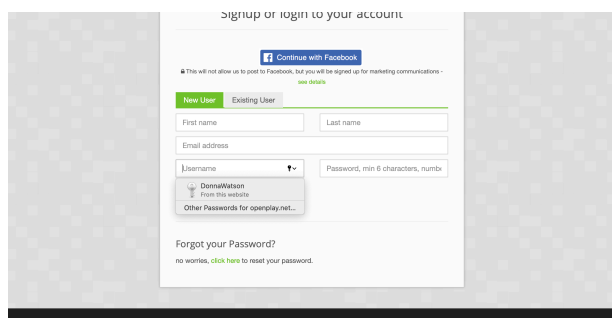


# OpenPlay HOW TO STEPS - How to locate requests & approved bookings.



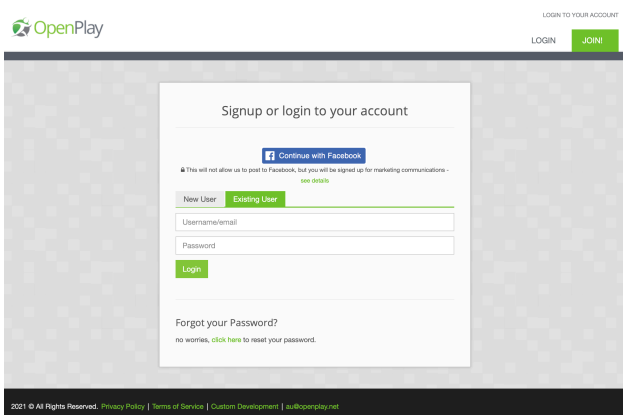
## STEP 1

- Enter address into search engine
- [au.openplay.net](http://au.openplay.net)
- “Welcome to OpenPlay”



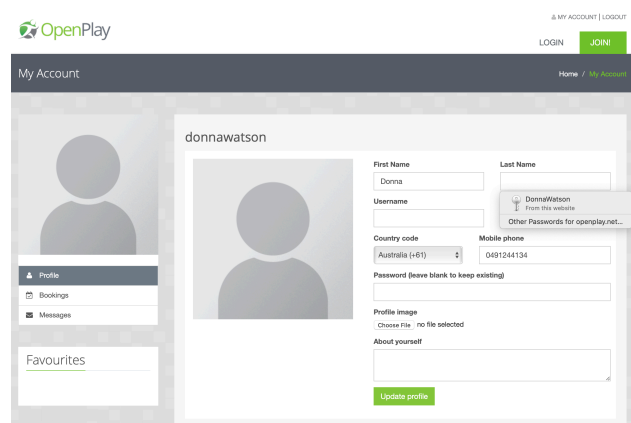
## STEP 2

- Hit Existing User and complete details



## STEP 3

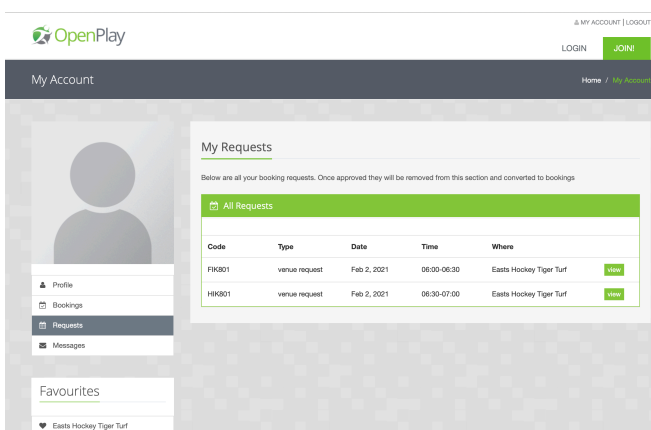
- Enter User Name.
- Options may pop up.
- You can customise your own password.
- Hit “Forgot Password”



## STEP 4

- Note on the LH side under profile pic. Click on any to find your:-

Profile  
Bookings  
Requests  
Messages



## STEP 5

- NB. Requests are bookings yet to be confirmed.
- A request code is different to the Booking Ref.No.
- Include the Booking Ref.No. when paying the invoice or cancelling a session to the administrator.